


(I)(a) Statement showing Shareholding Pattern in Clause-35 as on 30.09.2011								
Name of the Company : Wendt (India) Limited								
Scrip Code: 505412								
CATEG ORY CODE	CATEGORY OF SHAREHOLDER	NO OF SHAREHOL DERS	TOTAL NUMBER OF SHARES	NO OF SHARES HELD IN DEMATERI ALIZED FORM	TOTAL SHAREHOLDING AS A % OF TOTAL NO OF SHARES		SHARES PLEDGE OR OTHERWISE ENCUMBERED	
					AS a PERCENTAGE of (A+B) (VI)	As a PERCENTAGE of (A+B+C) (VII)	NUMBER OF SHARES (VIII)	AS a PERCENTAGE (IX)=(VIII)/(IV)*100
(I)	(II)	(III)	(IV)	(V)	(VI)	(VII)	(VIII)	(IX)
(A)	PROMOTER AND PROMOTER GROUP							
(1)	INDIAN							
(a)	Individual /HUF	1	797352	797352	39.87	39.87	0.00	0.00
(b)	Central Government/State Government(s)	0	0	0	0.00	0.00	0	0.00
(c)	Bodies Corporate	0	0	0	0.00	0.00	0	0.00
(d)	Financial Institutions / Banks	0	0	0	0.00	0.00	0	0.00
(e)	Others	0	0	0	0.00	0.00	0	0.00
						0.00		
	Sub-Total A(1) :	1	797352	797352	39.87	39.87	0.00	0.00
(2)	FOREIGN							
(a)	Individuals (NRIs/Foreign Individuals)	2	797352	47352	39.87	39.87	0	0.00
(b)	Bodies Corporate	0	0	0	0.00	0.00	0	0.00
(c)	Institutions	0	0	0	0.00	0.00	0	0.00
(d)	Others	0	0	0	0.00	0.00	0	0.00
	Sub-Total A(2) :	2	797352	47352	39.87	39.87	0	0.00
						0.00		
	Total A=A(1)+A(2)	3	1594704	844704	79.74	79.74	0	0.00
						0.00		
(B)	PUBLIC SHAREHOLDING							
(1)	INSTITUTIONS							
(a)	Mutual Funds /UTI	0	0	0	0.00	0.00		
(b)	Financial Institutions /Banks	2	1850	1850	0.09	0.09		
(c)	Central Government / State Government(s)	0	0	0	0.00	0.00		
(d)	Venture Capital Funds	0	0	0	0.00	0.00		
(e)	Insurance Companies	0	0	0	0.00	0.00		
(f)	Foreign Institutional Investors	0	0	0	0.00	0.00		
(g)	Foreign Venture Capital Investors	0	0	0	0.00	0.00		
(h)	Others	0	0	0	0.00	0.00		
						0.00		
	Sub-Total B(1) :	2	1850	1850	0.09	0.09		
						0.00		
(2)	NON-INSTITUTIONS							
(a)	Bodies Corporate	155	21360	21060	1.07	1.07		
(b)	Individuals							
	(i) Individuals holding nominal share capital upto Rs.1 lakh	3669	370860	304896	18.54	18.54		
	(ii) Individuals holding nominal share capital in excess of Rs.1 lakh	1	10044	10044	0.50	0.50		
(c)	Others							
	FOREIGN BANKS	0	0	0	0.00	0.00		
	TRUSTS	0	0	0	0.00	0.00		
	OVERSEAS CORPORATE BODIES	0	0	0	0.00	0.00		
	NON RESIDENT INDIANS	36	795	795	0.04	0.04		
	FOREIGN NATIONALS	0	0	0	0.00	0.00		
	CLEARING MEMBERS	18	387	387	0.02	0.02		
	Sub-Total B(2) :	3879	403446	337182	20.17	20.17		
						0.00		
	Total B=B(1)+B(2) :	3881	405296	339032	20.26	20.26		
						0.00		
	Total (A+B) :	3884	2000000	1183736	100.00	100.00		
(C)	Shares held by custodians, against which Depository Receipts have been issued							
(1)	Promoter and Promoter Group							
(2)	Public	0	0	0	0.00	0.00		
						0.00		
	GRAND TOTAL (A+B+C) :	3884	2000000	1183736	100.00	100.00	0	0.00




(1)(b) Statement showing holding of securities (including shares, warrants, convertible securities) of persons belonging to the category "Promoter and Promoter Group"

Sr.No	Name of the Shareholder	Details of Shares held		Encumbered shares (*)			Details of Warrants		Details of convertible securities		Total Shares (including underlying shares assuming full conversion of warrants and convertible securities) as a % of diluted share capital
		No. of Shares held	As a % of grand total (A)+(B)+(C)	Pledge Shares	AS a percentage	AS a % of grand total (A) + (B) + (C) of sub-clause (I)(a)	Number of warrants held	As a % total number of warrants of the same class	Number of convertible securities held	As a % total number of convertible securities of the same class	
(I)	(II)	(III)	(IV)	(V)	(VI)=(V)/(III)*100	(VII)	(VIII)	(IX)	(X)	(XI)	(XII)
1	CARBORUNDUM UNIVERSAL LIMITED	797352	39.87	0	0.00	0.00	0	0.00	0	0.00	0.00
2	WENDT GMBH	750000	37.50	0	0.00	0.00	0	0.00	0	0.00	0.00
3	WENDT GMBH	47352	2.37	0	0.00	0.00	0	0.00	0	0.00	0.00
TOTAL :		1594704	79.74	0	0.00	0.00	0	0.00	0	0.00	0.00

(1)(c) (i) Statement showing Shareholding of persons belonging to the category "Public" and holding more than 1% of the total number of shares

Sr.No.	Name of the shareholder	Number of shares held	Shares as a percentage of total number of shares (i.e., Grant total (A)+(B)+(C) indicated in Statement at para (I)(a) above)	Details of warrants		Details of convertible securities		Total shares (including underlying shares assuming full conversion of warrants and convertible securities) as a % of diluted share capital)
				Number of warrants held	As a % total number of warrants of the same class	Number of convertible securities held	% w.r.t total number of convertible securities of the same class	
1		0	0.00	0	0.00	0	0.00	0.00
2		0	0.00	0	0.00	0	0.00	0.00
TOTAL :		0	0.00	0	0.00	0	0.00	0.00



(I)(c)(ii) Statement showing holding of securities (including shares, warrants, convertible securities) of persons (together with PAC) belonging to the category Public and holding more than 5% of the total number of shares of the company

Sr.No.	Name(s) of the shareholder(s) and the Person	Number of shares held	Shares as a percentage of total number of shares (i.e., Grant total (A)+(B)+(C) indicated in Statement at para (I)(a) above)	Details of warrants		Details of convertible securities		Total shares (including underlying shares assuming full conversion of warrants and convertible securities) as a % of diluted share capital)
				Number of warrants held	As a % total number of warrants of the same class	Number of convertible securities held	% w.r.t total number of convertible securities of the same class	
1	CARBORUNDUM UNIVERSAL LIMITED	797352	39.87	0	0.00	0	0.00	0.00
2	WENDT GMBH	750000	37.50	0	0.00	0	0.00	0.00
	TOTAL :	1547352	77.37	0	0.00	0	0.00	0.00

(I)(d) Statement showing details of locked-in shares

SI No.	Name of the shareholder	No. of locked-in shares	Locked-in shares as a percentage of total no. of shares i.e., Grand Total
	As per Annexure		
	TOTAL		

(II)(a) Statement showing details of Depository Receipts (DRs)


SI No.	Type of outstanding DR (ADRs, GDRs, SDRs, etc.)	No. of outstanding DRs	No. of shares underlying outstanding DRs	Shares underlying outstanding DRs as a percentage of total no. of shares i.e., Grand Total
1		- N A -		
	TOTAL			

(II)(b) Statement showing Holding of Depository Receipts (DRs), where underlying shares are held by "Promoter/Promoter group" in excess of 1% of the total number of shares

SI No.	Name of the DR Holders	Type of outstanding DR (ADRs, GDRs, SDRs, etc.)	No. of shares underlying outstanding DRs	Shares underlying outstanding DRs as a percentage of total no. of shares i.e., Grand Total
1			- N A -	
	TOTAL			



(1)(a) STATEMENT SHOWING SHAREHOLDING PATTERN IN CLAUSE-35			
NAME OF THE COMPANY: WENDT (INDIA) LIMITED			
SCRIP CODE: 505412	Name of the Scrip: WENDT		
Class of Security:			
QUARTER ENDED:	30/09/2011		
Partly paid-up shares	No. of partly paid-up shares	As a % of total no. of partly paid-up shares	As a % of total no. of shares of the Company.
Held by promoter/promoter group	0	0	0
Held by Public	0	0	0
Total:	0	0	0
Outstanding convertible securities:	No. of outstanding securities	As a % of total no. of outstanding convertible securities.	As a % of total no. of shares of the Company assuming full conversion of the convertible securities
Held by promoter/promoter group	0	0	0
Held by Public	0	0	0
Total:	0	0	0
Warrants:	No. of warrants	As a % of total no. of warrants	As a % of total no. of shares of the Company, assuming full conversion of warrants
Held by promoter/promoter group	0	0	0
Held by Public	0	0	0
Total:	0	0	0
Total paid-up capital of the Company, assuming full conversion of warrants and convertible securities	2000000	0	100.00



SHAREHOLDING PATTERN SUMMARY FOR FREE-FLOAT INDICES

Name of Company : WENDT INDIA LIMITED

Scrip Code : 505412		Quarter Ended	01/07/2011 to 30/09/2011
Category Code	Category	No of Shares Held	% of Shareholding
I	CONTROLLING / STRATEGIC HOLDINGS		
A	BASED IN INDIA		
	1 Indian Individuals / HUFs & Relatives	0	0.00
	2 Indian Corporate Bodies / Trusts / Partnerships	0	0.00
	3 Persons Acting in Concert (also include Suppliers / Customers)	797352	39.87
	4 Other Directors & Relatives (other than in 1 above)	0	0.00
	5 Employee Welfare Trust / ESOPs (already converted into shares but locked in)	0	0.00
	6 Banks / Financial Institutions	0	0.00
	7 Central / State Govt	0	0.00
	8 Central / State Govt. Institutions	0	0.00
	9 Venture Funds /Private Equity Funds	0	0.00
	Sub Total A	797352	39.87
B	BASED OVERSEAS		
	10 Foreign Individuals (including FDI)	797352	39.87
	11 Foreign Corporate Bodies (including FDI)	0	0.00
	12 Non Resident Indians (individuals)	0	0.00
	13 Non Resident Indians Corporate Bodies	0	0.00
	Sub Total B	797352	39.87
C	GDRs/ ADRs / ADSs	0	0.00
	Sub Total C	0	0.00
D	Others (Please specify here)	0	0.00
	Sub Total D	0	0.00
E	Any Other Shares Locked-In (except covered above)	0	0.00
	Sub Total E	0	0.00
	SUB TOTAL I	1594704	79.74




II	FREE FLOAT		
A	BASED IN INDIA		
1	India Individuals / HUFs	380904	19.05
2	Indian Corporate Bodies / Trusts /Partnerships	21360	1.07
3	Independent Director & Relatives	0	0.00
4	Present Employees (Domestic)		0.00
5	Banks / Financial Institutions	1850	0.09
6	Central / State Govt.	0	0.00
7	Central / State Govt. Institutions	0	0.00
8	Insurance Companies	0	0.00
9	Mutual Funds	0	0.00
10	Venture Funds / Private Equity Funds	0	0.00
11	Customers	0	0.00
12	Suppliers	0	0.00
	Sub Total A	404114	20.21
B	BASED OVERSEAS		
13	Foreign Individuals	0	0.00
14	Foreign Corporate Bodies	0	0.00
15	Foreign Institutional Investors (SEBI- Registered)	0	0.00
16	Non_Resident Indians (Individuals)	795	0.04
17	Non Resident Indian Corporate Bodies	0	0.00
18	Present Employees (Overseas)	0	0.00
	Sub Total B	795	0.04
C	GDRs / ADRs / ADSs	0	0.00
	Sub Total C	0	0.00
D	Others (Please specify here) -Clearing Members	387	0.02
	Sub Total D	387	0.02
	SUB TOTAL II	405296	20.26
	GRAND TOTAL	2000000	100.00
	BROAD SUMMARY OF HOLDING		
	Total Controlling / Strategic Holdings	1594704	79.74
	Total Free - Float	405296	20.26
	GRAND TOTAL	2000000	100.00
	SUMMARY OF DOMESTIC / FOREIGN HOLDINGS		
	Total Domestic Holding	1201853	60.09
	Total Foreign Holding	798147	39.91
	GRAND TOTAL	2000000	100.00



FORM B

CONTROLLING / STRATEGIC HOLDERS
(Include every single holder and list them Categorywise)

Name of Company : WENDT INDIA LIMITED					
	SCRIP CODE 505412		Quarter Ended		01/07/2011 to 30/09/2011
SL_NO	HOLDER FOLIO	HOLDER	TOTSSHAR	% OF SHAREHOLDING	Category Code
1	10002114	CORBORUNDUM UNIVERSAL LIMITED	797352	39.87	1 - A - 3
2	WIL100001	WENDT GMBH	750000	37.50	1 - B - 10
3	10598715	WENDT GMBH	47352	2.37	1 - B - 10
		T O T A L	1594704	79.74	



FREE - FLOAT HOLDERS
DISCLOSE ONLY HOLDINGS OF 1% & ABOVE
 (List holders Category wise)

Name of Company : WENDT INDIA LIMITED					
	SCRIP CODE 505412	QUARTER ENDED	01/07/2011 TO 30/09/2011		
SL_NO	HOLDER_FOL	HOLDER	NO OF SHARES HELD	% OF SHAREHOLDING	CATEGORY CODE
1				0.00	

