



(1)(a) STATEMENT SHOWING SHAREHOLDING PATTERN IN CLAUSE-35			
NAME OF THE COMPANY:WENDT (INDIA) LIMITED			
SCRIP CODE:	505412	Name of the Scrip: WENDT (INDIA) LIMITED	
Class of Security:			
QUARTER ENDED:	30/09/2012		
Partly paid-up shares	No. of partly paid-up shares	As a % of total no. of partly paid-up shares	As a % of total no. of shares of the Company.
Held by promoter/promoter group	0	0	0
Held by Public	0	0	0
Total:	0	0	0
Outstanding convertible securities:	No. of outstanding securities	As a % of total no. of outstanding convertible securities.	As a % of total no. of shares of the Company assuming full conversion of the convertible securities
Held by promoter/promoter group	0	0	0
Held by Public	0	0	0
Total:	0	0	0
Warrants:	No. of warrants	As a % of total no. of warrants	Company, assuming full conversion of warrants
Held by promoter/promoter group	0	0	0
Held by Public	0	0	0
Total:	0	0	0
Total paid-up capital of the Company, assuming full conversion of warrants and convertible securities	2000000	0	100.00



(I)(a) Statement showing Shareholding Pattern in Clause-35 as on 30.09.2012

Name of the Company : Wendt (India) Limited								As of 30.09.2012	
Scrip Code: 505412									
CATEGORY CODE	CATEGORY OF SHAREHOLDER	(III)	(IV)	(V)	TOTAL SHAREHOLDING AS A % OF TOTAL NO OF SHARES		SHARES PLEDGE OR OTHERWISE ENCUMBERED		
(I)	(II)				(VI)	(VII)	(VIII)	(IX)=(VIII)/(IV)*100	
(A)	PROMOTER AND PROMOTER GROUP								
(1)	INDIAN								
(a)	Individual /HUF	1	797352	797352	39.87	39.87	0.00	0.00	
(b)	Central Government/State Government(s)	0	0	0	0.00	0.00	0	0.00	
(c)	Bodies Corporate	0	0	0	0.00	0.00	0	0.00	
(d)	Financial Institutions / Banks	0	0	0	0.00	0.00	0	0.00	
(e)	Others	0	0	0	0.00	0.00	0	0.00	
	Sub-Total A(1) :	1	797352	797352	39.87	39.87	0.00	0.00	
(2)	FOREIGN								
(a)	Individuals (NRIs/Foreign Individuals)	1	797352	797352	39.87	39.87	0	0.00	
(b)	Bodies Corporate	0	0	0	0.00	0.00	0	0.00	
(c)	Institutions	0	0	0	0.00	0.00	0	0.00	
(d)	Qualified Foreign investor	0	0	0	0.00	0.00	0	0.00	
(e)	Others	0	0	0	0.00	0.00	0	0.00	
	Sub-Total A(2) :	1	797352	797352	39.87	39.87	0	0.00	
	Total A=A(1)+A(2)	2	1594704	1594704	79.74	79.74	0	0.00	
					0.00	0.00			
(B)	PUBLIC SHAREHOLDING								
(1)	INSTITUTIONS								
(a)	Mutual Funds /UTI	0	0	0	0.00	0.00			
(b)	Financial Institutions /Banks	2	1850	1850	0.09	0.09			
(c)	Central Government / State Government(s)	0	0	0	0.00	0.00			
(d)	Venture Capital Funds	0	0	0	0.00	0.00			
(e)	Insurance Companies	0	0	0	0.00	0.00			
(f)	Foreign Institutional Investors	0	0	0	0.00	0.00			
(g)	Foreign Venture Capital Investors	0	0	0	0.00	0.00			
(h)	Qualified Foreign investor	0	0	0	0.00	0.00			
(i)	Others	0	0	0	0.00	0.00			
	Sub-Total B(1) :	2	1850	1850	0.09	0.09			
					0.00	0.00			
(2)	NON-INSTITUTIONS								
(a)	Bodies Corporate	160	15530	15330	0.78	0.78			
(b)	Individuals				0.00	0.00			
	(i) Individuals holding nominal share capital upto Rs.1 lakh	4024	374701	312812	18.74	18.74			
	(ii) Individuals holding nominal share capital in excess of Rs.1 lakh	1	10729	10729	0.54	0.54			
(c)	Qualified Foreign investor	0	0	0	0.00	0.00			
(d)	Others				0.00	0.00			
	FOREIGN BANKS	0	0	0	0.00	0.00			
	TRUSTS	0	0	0	0.00	0.00			
	OVERSEAS CORPORATE BODIES	0	0	0	0.00	0.00			
	NON RESIDENT INDIANS	49	2268	2268	0.11	0.11			
	FOREIGN NATIONALS	0	0	0	0.00	0.00			
	CLEARING MEMBERS	10	218	218	0.01	0.01			
					0.00	0.00			
	Sub-Total B(2) :	4244	403446	341357	20.17	20.17			
					0.00	0.00			
	Total B=B(1)+B(2) :	4246	405296	343207	20.26	20.26			
					0.00	0.00			
	Total (A+B) :	4248	2000000	1937911	100.00	100.00			
(C)	Shares held by custodians, against which Depository Receipts have been issued								
(1)	Promoter and Promoter Group								
(2)	Public	0	0	0	0.00	0.00			
					0.00	0.00			
	GRAND TOTAL (A+B+C) :	4248	2000000	1937911	100.00	100.00	0	0.00	




(1)(b) Statement showing holding of securities (including shares, warrants, convertible securities) of persons belonging to the category "Promoter and Promoter Group"

Sr.No	Name of the Shareholder	Details of Shares held		Encumbered shares (*)			Details of Warrants		Details of convertible securities		Total Shares (incl underlying share: assuming full con of warrants and convertible secur as a % of diluted capital
		No. of Shares held	As a % of grand total (A)+(B)+(C)	Pledge Shares	AS a percentage (VI)=(V)/(III)*100	AS a % of grand total (A) + (B) + (C) of sub-clause (I)(a)	Number of warrants held	As a % total number of warrants of the same class	Number of convertible securities held	As a % total number of convertible securities of the same class	
(I)	(II)	(III)	(IV)	(V)	(VI)=(V)/(III)*100	(VII)	(VIII)	(IX)	(X)	(XI)	(XII)
1	CARBORUNDUM UNIVERSAL LIMITED	797352	39.87	0	0.00	0.00	0	0.00	0	0.00	
2	WENDT GMBH	797352	39.87	0	0.00	0.00	0	0.00	0	0.00	
											0.00
	TOTAL :	1594704	79.74	0	0.00	0.00	0	0.00	0	0.00	0.00

(1)(c) (i) Statement showing Shareholding of persons belonging to the category "Public" and holding more than 1% of the total number of shares

Sr.No.	Name of the shareholder	Number of shares held	Shares as a percentage of total number of shares (i.e., Grant total (A)+(B)+(C) indicated in Statement at para (I)(a) above}	Details of warrants		Details of convertible securities		Total shares (including underlying shares assuming full conversion of warrants and convertible securities) as a % of diluted share capital)
				Number of warrants held	As a % total number of warrants of the same class	Number of convertible securities held	% w.r.t total number of convertible securities of the same class	
1		0	0.00	0	0.00	0	0.00	0.00
2		0	0.00	0	0.00	0	0.00	0.00
	TOTAL :	0	0.00	0	0.00	0	0.00	0.00



(I)(c)(ii) Statement showing holding of securities (including shares, warrants, convertible securities) of persons (together with PAC) belonging to the category Public and holding more than 5% of the total number of shares of the company

				Number of warrants held	As a % total number of warrants of the same class	Number of convertible securities held	% w.r.t total number of convertible securities of the same class
1			0.00	0	0.00	0	0.00
2			0.00	0	0.00	0	0.00
	TOTAL :	0	0.00	0	0.00	0	0.00

(I)(d) Statement showing details of locked-in shares

SI No.	Name of the shareholder	No. of locked-in shares	Locked-in shares as a percentage of total no. of shares i.e., Grand Total (A)+(B)+(C)
	As per Annexure		
	TOTAL		

(II)(a) Statement showing details of Depository Receipts (DRs)

SI No.	Type of outstanding DR (ADRs, GDRs, SDRs, etc.)	No. of outstanding DRs	No. of shares underlying outstanding DRs	Shares underlying outstanding DRs as a percentage of total no. of shares i.e., Grand Total (A)+(B)+(C) indicated in Statement at para (I)(a) above
1		- N A -		
	TOTAL			

(II)(b) Statement showing Holding of Depository Receipts (DRs), where underlying shares are held by "Promoter/Promoter group" in excess of 1% of the total number of shares

SI No.	Name of the DR Holders	Type of outstanding DR (ADRs, GDRs, SDRs, etc.)	No. of shares underlying outstanding DRs	Shares underlying outstanding DRs as a percentage of total no. of shares i.e., Grand Total (A)+(B)+(C) indicated in Statement at para (I)(a) above
1		- N A -		
	TOTAL			

